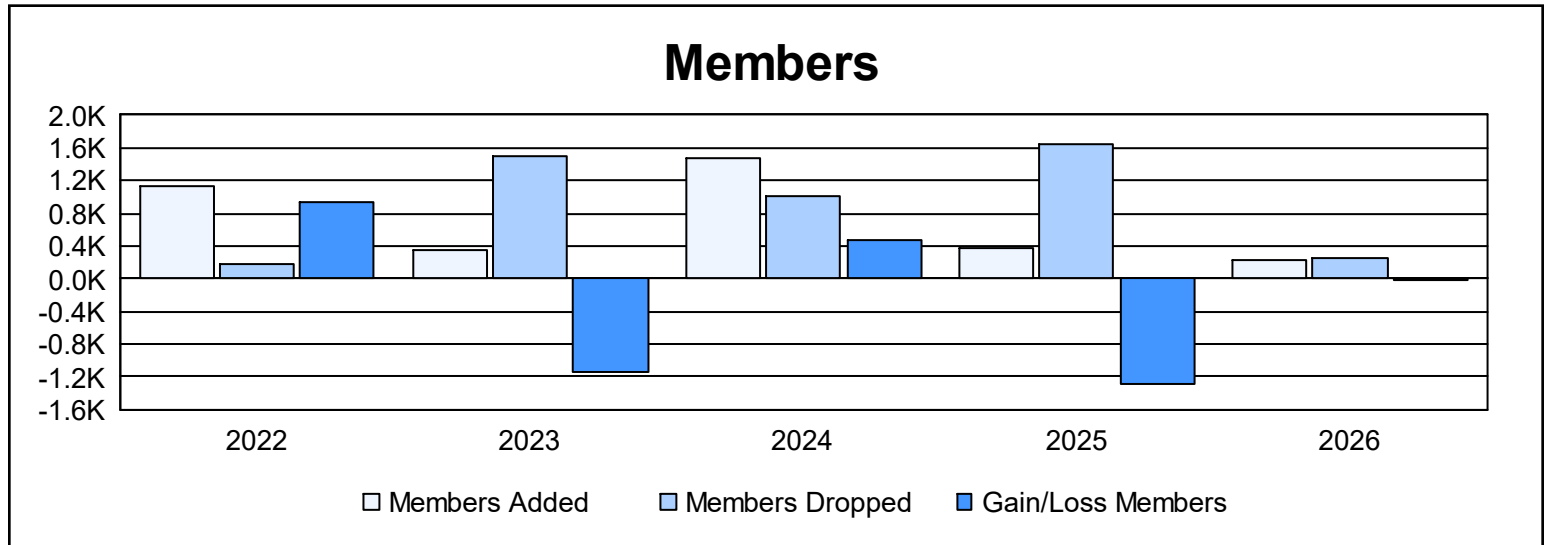
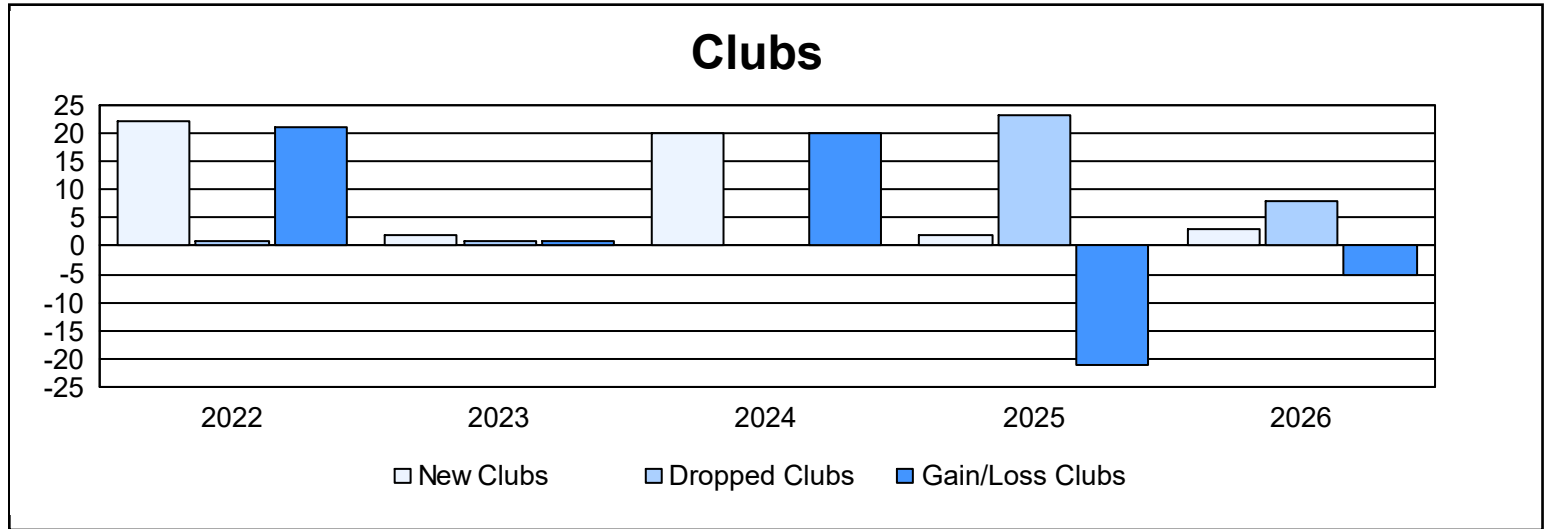
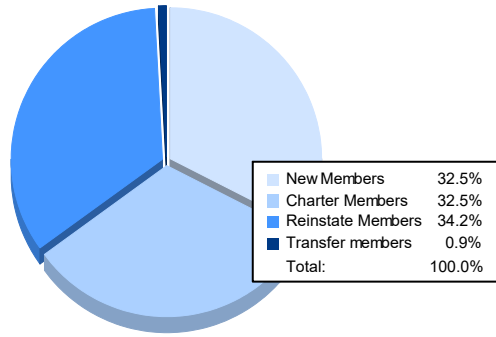


Year	New Clubs	Dropped Clubs	Gain/ Loss Clubs	New Members	Charter Members	Reinstate Members	Transfer Members	Total Member Added	Total Members Dropped	Gain/ Loss Members
2021-2022	22	1	21	434	683	17	3	1,137	190	947
2022-2023	2	1	1	246	57	51	4	358	1,493	-1,135
2023-2024	20	0	20	137	704	605	26	1,472	999	473
2024-2025	2	23	-21	110	45	159	56	370	1,647	-1,277
2025-2026	3	8	-5	76	76	80	2	234	241	-7
Average	10	7	3	201	313	182	18	714	914	-200



Membership Composition March 2026 Cumulative



Gender Composition March 2026 Cumulative

